

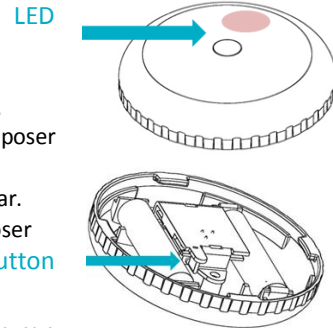
INSTALL DEVICE DRIVER and IDENTIFY DEVICE

Install the DEVICE DRIVER:

- NCZ-3043 Driver is named [MotionSensor_zb_nyce_3043.c4i](#)
- Download driver from www.nycecontrol.com/support or from Control4's online database
- Copy the driver to My Documents\Control4\Drivers
- Open Composer and add the device to the project (Manufacturer = "Nyce Control")

Identify the DEVICE:

- Identify the device by pressing the small button 4 times, ●●●● green LED flashes should appear, while the Composer identify window is open.
- After a few seconds, ●● green LED flashes should appear.
- The device's 64-bit address should appear in the Composer identify window's text box.



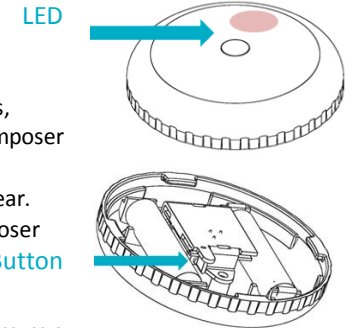
INSTALL DEVICE DRIVER and IDENTIFY DEVICE

Install the DEVICE DRIVER:

- NCZ-3043 Driver is named [MotionSensor_zb_nyce_3043.c4i](#)
- Download driver from www.nycecontrol.com/support or from Control4's online database
- Copy the driver to My Documents\Control4\Drivers
- Open Composer and add the device to the project (Manufacturer = "Nyce Control")

Identify the DEVICE:

- Identify the device by pressing the small button 4 times, ●●●● green LED flashes should appear, while the Composer identify window is open.
- After a few seconds, ●● green LED flashes should appear.
- The device's 64-bit address should appear in the Composer identify window's text box.



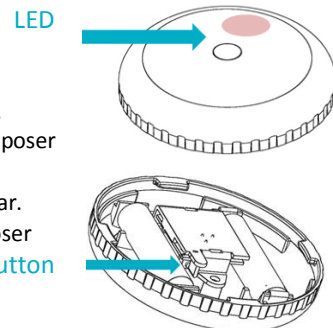
INSTALL DEVICE DRIVER and IDENTIFY DEVICE

Install the DEVICE DRIVER:

- NCZ-3043 Driver is named [MotionSensor_zb_nyce_3043.c4i](#)
- Download driver from www.nycecontrol.com/support or from Control4's online database
- Copy the driver to My Documents\Control4\Drivers
- Open Composer and add the device to the project (Manufacturer = "Nyce Control")

Identify the DEVICE:

- Identify the device by pressing the small button 4 times, ●●●● green LED flashes should appear, while the Composer identify window is open.
- After a few seconds, ●● green LED flashes should appear.
- The device's 64-bit address should appear in the Composer identify window's text box.



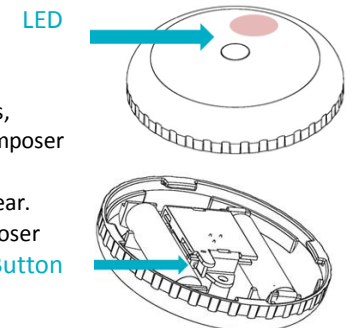
INSTALL DEVICE DRIVER and IDENTIFY DEVICE

Install the DEVICE DRIVER:
















- NCZ-3043 Driver is named [MotionSensor_zb_nyce_3043.c4i](#)
- Download driver from www.nycecontrol.com/support or from Control4's online database
- Copy the driver to My Documents\Control4\Drivers
- Open Composer and add the device to the project (Manufacturer = "Nyce Control")

Identify the DEVICE:
















- Identify the device by pressing the small button 4 times, ●●●● green LED flashes should appear, while the Composer identify window is open.
- After a few seconds, ●● green LED flashes should appear.
- The device's 64-bit address should appear in the Composer identify window's text box.


















PRODUCT FUNCTION + LED INDICATORS

Button Press	LED w/Press	Action	LED Response	Description
2 times	 green	Network Status	 red  green	Not Joined Joined
4 times	 green	Network Join	 green  red	Join Successful Join Unsuccessful
6 times	 green	Network Leave	 red	Leave Successful
10 times	 green	Restore Defaults	 red  green	Leave (if joined) and Defaults Restored
		No Action	 yellow  yellow  yellow	Unsupported Command Network Error, retry Device Busy
NORMAL OPERATION				
			 red	Motion Detected
















PRODUCT FUNCTION + LED INDICATORS

Button Press	LED w/Press	Action	LED Response	Description
2 times	 green	Network Status	 red  green	Not Joined Joined
4 times	 green	Network Join	 green  red	Join Successful Join Unsuccessful
6 times	 green	Network Leave	 red	Leave Successful
10 times	 green	Restore Defaults	 red  green	Leave (if joined) and Defaults Restored
		No Action	 yellow  yellow  yellow	Unsupported Command Network Error, retry Device Busy
NORMAL OPERATION				
			 red	Motion Detected

PRODUCT FUNCTION + LED INDICATORS

Button Press	LED w/Press	Action	LED Response	Description
2 times	 green	Network Status	 red  green	Not Joined Joined
4 times	 green	Network Join	 green  red	Join Successful Join Unsuccessful
6 times	 green	Network Leave	 red	Leave Successful
10 times	 green	Restore Defaults	 red  green	Leave (if joined) and Defaults Restored
		No Action	 yellow  yellow  yellow	Unsupported Command Network Error, retry Device Busy
NORMAL OPERATION				
			 red	Motion Detected

PRODUCT FUNCTION + LED INDICATORS

Button Press	LED w/Press	Action	LED Response	Description
2 times	 green	Network Status	 red  green	Not Joined Joined
4 times	 green	Network Join	 green  red	Join Successful Join Unsuccessful
6 times	 green	Network Leave	 red	Leave Successful
10 times	 green	Restore Defaults	 red  green	Leave (if joined) and Defaults Restored
		No Action	 yellow  yellow  yellow	Unsupported Command Network Error, retry Device Busy
NORMAL OPERATION				
			 red	Motion Detected